



# Vanguard Emerging Markets Stock Index Fund

International stock fund | Admiral™ Shares

Risk level Low ← → High					Total net assets	Expense ratio as of 02/26/19	Ticker symbol	Turnover rate as of 10/31/18	Inception date	Fund number
1	2	3	4	5	\$13,521 MM	0.14%	VEMAX	10.8%	06/23/06	5533

## Investment objective

Vanguard Emerging Markets Stock Index Fund seeks to track the performance of a benchmark index that measures the investment return of stocks issued by companies located in emerging market countries.

## Investment strategy

The fund employs an indexing investment approach designed to track the performance of the FTSE Emerging Markets All Cap China A Inclusion Index, a market-capitalization-weighted index that is made up of approximately 3,500 common stocks of large-, mid-, and small-cap companies located in emerging markets around the world. The fund invests by sampling the index, meaning that it holds a broadly diversified collection of securities that, in the aggregate, approximates the index in terms of key characteristics. These key characteristics include industry weightings and market capitalization, as well as certain financial measures, such as price/earnings ratio and dividend yield.

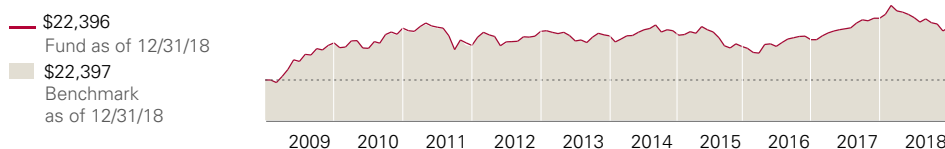
For the most up-to-date fund data, please scan the QR code below.



## Benchmark

Spliced Emerging Markets Index

## Growth of a \$10,000 investment : January 31, 2009—December 31, 2018



## Annual returns



	2009	2010	2011	2012	2013	2014	2015	2016	2017	2018
Fund	76.18	18.99	-18.67	18.86	-5.02	0.60	-15.35	11.73	31.38	-14.58
Benchmark	78.51	18.88	-18.42	18.22	-4.28	1.24	-15.40	11.77	31.06	-14.76

## Total returns

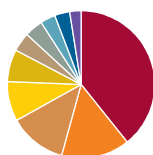
Periods ended March 31, 2019

	Quarter	Year to date	One year	Three years	Five years	Ten years
Fund	11.33%	11.33%	-6.82%	9.84%	3.59%	8.62%
Benchmark	11.25%	11.25%	-6.38%	9.63%	3.56%	8.73%

**The performance data shown represent past performance, which is not a guarantee of future results. Investment returns and principal value will fluctuate, so investors' shares, when sold, may be worth more or less than their original cost. Current performance may be lower or higher than the performance data cited. For performance data current to the most recent month-end, visit our website at [vanguard.com/performance](http://vanguard.com/performance).**

Figures for periods of less than one year are cumulative returns. All other figures represent average annual returns. Performance figures include the reinvestment of all dividends and any capital gains distributions. All returns are net of expenses.

## Market allocation—stocks



China	35.8%	Thailand	3.8
Taiwan	13.7	Russia	3.7
India	11.5	Malaysia	3.0
Brazil	8.0	Mexico	3.0
South Africa	6.4	Indonesia	2.3

Spliced Emerging Markets Index: Select Emerging Markets Index through August 23, 2006; MSCI Emerging Markets Index through January 9, 2013; FTSE Emerging Transition Index through June 27, 2013; FTSE Emerging Index through November 1, 2015; FTSE Emerging Markets All Cap China A Transition Index through September 18, 2016; and FTSE Emerging Markets All Cap China A Inclusion Index thereafter. Benchmark returns are adjusted for withholding taxes.

# Vanguard Emerging Markets Stock Index Fund

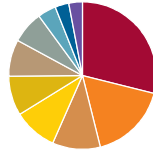
International stock fund | Admiral™ Shares

## Ten largest holdings\*

1	Tencent Holdings Ltd.
2	Alibaba Group Holding Ltd.
3	Taiwan Semiconductor Manufacturing Co. Ltd.
4	Naspers Ltd.
5	China Construction Bank Corp.
6	Ping An Insurance Group Co. of China Ltd.
7	Reliance Industries Ltd.
8	Industrial & Commercial Bank of China Ltd.
9	China Mobile Ltd.
10	Petroleo Brasileiro SA
Top 10 as % of total net assets	
20.4%	

\* The holdings listed exclude any temporary cash investments and equity index products.

## Top sector holdings—stocks



Financials	28.9%	Oil & Gas	8.1
Technology	17.2	Basic Materials	7.0
Consumer Services	10.5	Telecommunications	4.1
Industrials	9.6	Health Care	3.0
Consumer Goods	8.6	Utilities	3.0

Sector categories are based on the Industry Classification Benchmark (“ICB”), except for the “Other” category (if applicable), which includes securities that have not been provided an ICB classification as of the effective reporting period.

Connect with Vanguard® > [vanguard.com](http://vanguard.com)

## Plain talk about risk

An investment in the fund could lose money over short or even long periods. You should expect the fund’s share price and total return to fluctuate within a wide range, like the fluctuations of the overall stock market. The fund’s performance could be hurt by:

**Stock market risk:** The chance that stock prices overall will decline. Stock markets tend to move in cycles, with periods of rising stock prices and periods of falling stock prices. The fund’s investments in foreign stocks can be riskier than U.S. stock investments. Foreign stocks tend to be more volatile and less liquid than U.S. stocks. The prices of foreign stocks and the prices of U.S. stocks may move in opposite directions. In addition, the fund’s target index may, at times, become focused in stocks of a particular market sector, which would subject the fund to proportionately higher exposure to the risks of that sector.

**Country/Regional risk:** The chance that world events—such as political upheaval, financial troubles, or natural disasters—will adversely affect the value of securities issued by companies in foreign countries or regions. Country/regional risk is especially high in emerging markets. The index’s, and therefore the fund’s, heavy exposure to China, Brazil, and Taiwan subjects the fund to a higher degree of country risk than that of more geographically diversified international funds.

**Emerging markets risk:** The chance the stocks of companies located in emerging markets will be substantially more volatile, and substantially less liquid, than the stocks of companies located in more developed foreign markets.

**Currency risk:** The chance that the value of a foreign investment, measured in U.S. dollars, will decrease because of unfavorable changes in currency exchange rates.

**Index sampling risk:** The chance that the securities selected for the fund, in the aggregate, will not provide investment performance matching that of the index.

**China A-shares risk:** The chance that the fund may not be able to access a sufficient amount of China A-shares to track its target index. China A-shares are only available to foreign investors through a quota license or the China Stock Connect program.

## Note on frequent trading restrictions

Frequent trading policies may apply to those funds offered as investment options within your plan. Please log on to Vanguard.com for your employer plans or contact Participant Services at 800-523-1188 for additional information.

London Stock Exchange Group companies include FTSE International Limited (“FTSE”), Frank Russell Company (“Russell”), MTS Next Limited (“MTS”), and FTSE TMX Global Debt Capital Markets Inc. (“FTSE TMX”). All rights reserved. “FTSE”, “Russell”, “MTS”, “FTSE TMX” and “FTSE Russell” and other service marks and trademarks related to the FTSE or Russell indexes are trademarks of the London Stock Exchange Group companies and are used by FTSE, MTS, FTSE TMX and Russell under licence. All information is provided for information purposes only. No responsibility or liability can be accepted by the London Stock Exchange Group companies nor its licensors for any errors or for any loss from use of this publication. Neither the London Stock Exchange Group companies nor any of its licensors make any claim, prediction, warranty or representation whatsoever, expressly or impliedly, either as to the results to be obtained from the use of the FTSE Indexes or the fitness or suitability of the Indexes for any particular purpose to which they might be put.

## For more information about Vanguard funds or to obtain a prospectus, see below for which situation is right for you.

If you receive your retirement plan statement from Vanguard or log on to Vanguard’s website to view your plan, visit [vanguard.com](http://vanguard.com) or call **800-523-1188**.

If you receive your retirement plan statement from a service provider other than Vanguard or log on to a record keeper’s website that is not Vanguard to view your plan, please call **855-402-2646**.

**Visit [vanguard.com](http://vanguard.com) to obtain a prospectus or, if available, a summary prospectus. Investment objectives, risks, charges, expenses, and other important information about a fund are contained in the prospectus; read and consider it carefully before investing.**

**Financial advisor clients: For more information about Vanguard funds, contact your financial advisor to obtain a prospectus.**

Investment Products: Not FDIC Insured • No Bank Guarantee • May Lose Value