



# Vanguard Developed Markets Index Fund

International stock fund | Institutional Plus Shares

Risk level Low ← → High					Total net assets	Expense ratio as of 04/25/18	Ticker symbol	Turnover rate as of 12/31/18	Inception date	Fund number
1	2	3	4	5	\$10,637 MM	0.05%	VDIPX	3.2%	04/01/14	1457

## Investment objective

Vanguard Developed Markets Index Fund seeks to track the performance of a benchmark index that measures the investment return of stocks issued by companies located in Canada and the major markets of Europe and the Pacific region.

## Investment strategy

The fund employs an indexing investment approach designed to track the performance of the FTSE Developed All Cap ex US Index, a market-capitalization-weighted index that is made up of approximately 3,700 common stocks of large-, mid-, and small-cap companies located in Canada and the major markets of Europe and the Pacific region. The fund attempts to replicate the target index by investing all, or substantially all, of its assets in the stocks that make up the index, holding each stock in approximately the same proportion as its weighting in the index.

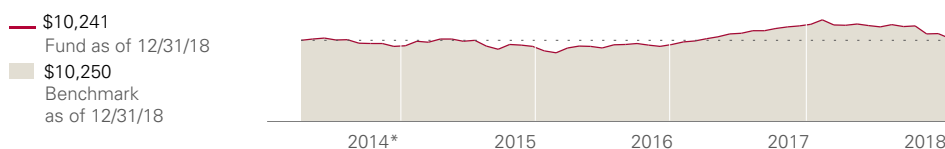
For the most up-to-date fund data, please scan the QR code below.



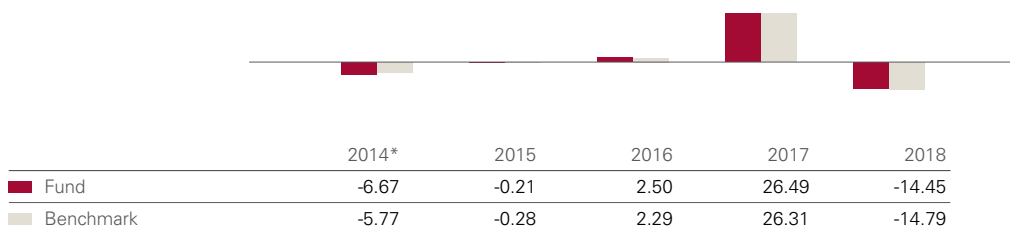
## Benchmark

Spliced Developed ex US Index

### Growth of a \$10,000 investment : April 30, 2014—December 31, 2018



## Annual returns



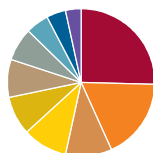
## Total returns

	Periods ended March 31, 2019				
	Quarter	Year to date	One year	Three years	Since inception
Fund	10.20%	10.20%	-4.65%	7.62%	2.63%
Benchmark	10.16%	10.16%	-4.43%	7.44%	—

**The performance data shown represent past performance, which is not a guarantee of future results. Investment returns and principal value will fluctuate, so investors' shares, when sold, may be worth more or less than their original cost. Current performance may be lower or higher than the performance data cited. For performance data current to the most recent month-end, visit our website at [vanguard.com/performance](http://vanguard.com/performance).**

Figures for periods of less than one year are cumulative returns. All other figures represent average annual returns. Performance figures include the reinvestment of all dividends and any capital gains distributions. All returns are net of expenses.

## Market allocation—stocks



Japan	21.7%	Germany	7.1
United Kingdom	15.1	Australia	6.2
Canada	8.7	Korea	4.3
France	8.4	Hong Kong	3.6
Switzerland	7.2	Netherlands	2.9

\* Partial return since fund started, April 1, 2014.

Spliced Developed ex US Index: MSCI EAFE Index through May 28, 2013; FTSE Developed ex North America Index through December 20, 2015; FTSE Developed All Cap ex US Transition Index through May 31, 2016; FTSE Developed All Cap ex US Index thereafter. Benchmark returns are adjusted for withholding taxes.

Effective April 4, 2014, Vanguard Developed Markets Index Fund merged into Vanguard Tax-Managed International Fund, and the combined fund was renamed Vanguard Developed Markets Index Fund. Performance prior to April 4, 2014, is that of the former Vanguard Tax-Managed International Fund. The fund retains the same historical performance, portfolio manager, and risks as it did prior to its reorganization.

# Vanguard Developed Markets Index Fund

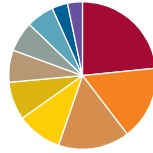
International stock fund | Institutional Plus Shares

## Ten largest holdings\*

1	Nestle SA	
2	Royal Dutch Shell plc	
3	Novartis AG	
4	Samsung Electronics Co. Ltd.	
5	Roche Holding AG	
6	HSBC Holdings plc	
7	Unilever	
8	Toyota Motor Corp.	
9	BP plc	
10	TOTAL SA	
Top 10 as % of total net assets		10.4%

\* The holdings listed exclude any temporary cash investments and equity index products.

## Top sector holdings—stocks



Financials	23.4%	Basic Materials	7.1
Consumer Goods	16.2	Oil & Gas	6.6
Industrials	15.7	Technology	6.1
Health Care	9.9	Utilities	3.4
Consumer Services	8.3	Telecommunications	3.3

Sector categories are based on the Industry Classification Benchmark (“ICB”), except for the “Other” category (if applicable), which includes securities that have not been provided an ICB classification as of the effective reporting period.

Connect with Vanguard® > [vanguard.com](http://vanguard.com)

### Plain talk about risk

An investment in the fund could lose money over short or even long periods. You should expect the fund’s share price and total return to fluctuate within a wide range, like the fluctuations of the overall stock market. The fund’s performance could be hurt by:

**Stock market risk:** The chance that stock prices overall will decline. Stock markets tend to move in cycles, with periods of rising stock prices and periods of falling stock prices. The fund’s investments in foreign stocks can be riskier than U.S. stock investments. Foreign stocks tend to be more volatile and less liquid than U.S. stocks. The prices of foreign stocks and the prices of U.S. stocks may move in opposite directions. In addition, the fund’s target index may, at times, become focused in stocks of a particular market sector, which would subject the fund to proportionately higher exposure to the risks of that sector.

**Country/regional risk:** The chance that world events—such as political upheaval, financial troubles, or natural disasters—will adversely affect the value of securities issued by companies in foreign countries or regions. Because the fund may invest a large portion of its assets in securities of companies located in any one country or region, its performance may be hurt disproportionately by the poor performance of its investments in that area. Country/regional risk is especially high in emerging markets.

**Currency risk:** The chance that the value of a foreign investment, measured in U.S. dollars, will decrease because of unfavorable changes in currency exchange rates.

### Note on frequent trading restrictions

Frequent trading policies may apply to those funds offered as investment options within your plan. Please log on to Vanguard.com for your employer plans or contact Participant Services at 800-523-1188 for additional information.

London Stock Exchange Group companies include FTSE International Limited (“FTSE”), Frank Russell Company (“Russell”), MTS Next Limited (“MTS”), and FTSE TMX Global Debt Capital Markets Inc. (“FTSE TMX”). All rights reserved. “FTSE”, “Russell”, “MTS”, “FTSE TMX” and “FTSE Russell” and other service marks and trademarks related to the FTSE or Russell indexes are trademarks of the London Stock Exchange Group companies and are used by FTSE, MTS, FTSE TMX and Russell under licence. All information is provided for information purposes only. No responsibility or liability can be accepted by the London Stock Exchange Group companies nor its licensors for any errors or for any loss from use of this publication. Neither the London Stock Exchange Group companies nor any of its licensors make any claim, prediction, warranty or representation whatsoever, expressly or impliedly, either as to the results to be obtained from the use of the FTSE Indexes or the fitness or suitability of the Indexes for any particular purpose to which they might be put.

**For more information about Vanguard funds or to obtain a prospectus, see below for which situation is right for you.**

If you receive your retirement plan statement from Vanguard or log on to Vanguard’s website to view your plan, visit [vanguard.com](http://vanguard.com) or call **800-523-1188**.

If you receive your retirement plan statement from a service provider other than Vanguard or log on to a record keeper’s website that is not Vanguard to view your plan, please call **855-402-2646**.

**Visit [vanguard.com](http://vanguard.com) to obtain a prospectus or, if available, a summary prospectus. Investment objectives, risks, charges, expenses, and other important information about a fund are contained in the prospectus; read and consider it carefully before investing.**

**Financial advisor clients: For more information about Vanguard funds, contact your financial advisor to obtain a prospectus.**

Investment Products: Not FDIC Insured • No Bank Guarantee • May Lose Value